


OPTOOUT-PCIe32_{STANDARD}

Digital PCIe I/O Interface Card with 32 Optocoupler Outputs and Board Identification



32 optocoupler outputs

board identification

The **OPTOOUT-PCIe32_{STANDARD}** features 32 digital outputs, every single channel is galvanically isolated. Special high-power output optocouplers grant the isolation and manage a switching current of up to 150 mA. Additionally, each output is protected from harmful voltage peaks and pulses by protection diodes. The optocoupler outputs are connected to a 68-pin onboard SCSI-II socket. Furthermore, the card provides a jumper block for card identification in order to distinguish several identical cards in your system.

SPECIFICATIONS

Optocoupler Outputs

Optocouplers: 32*PC853 socketed or compatibles

32 channels, optically isolated

Galvanic isolation also between every single channel with each two separate connections for each of the channels

Overvoltage protection by protection diodes

Output current max. 150mA

Output frequency ca 1 KHz

Voltage collector-emitter: max. 50V

Voltage emitter-collector: max. 0,1V

Board Identification

Jumper block with five pairs of contact pins

Connection plug

1 * 68-pin SCSI-II socket

Bus system

32-bit PCIe Bus (16 and 32 bit data access)

Dimensions of the Board

131 mm x 111 mm (l x b)

standard height, full length card

multilayer PCB

Other

Control LEDs indicating power supply

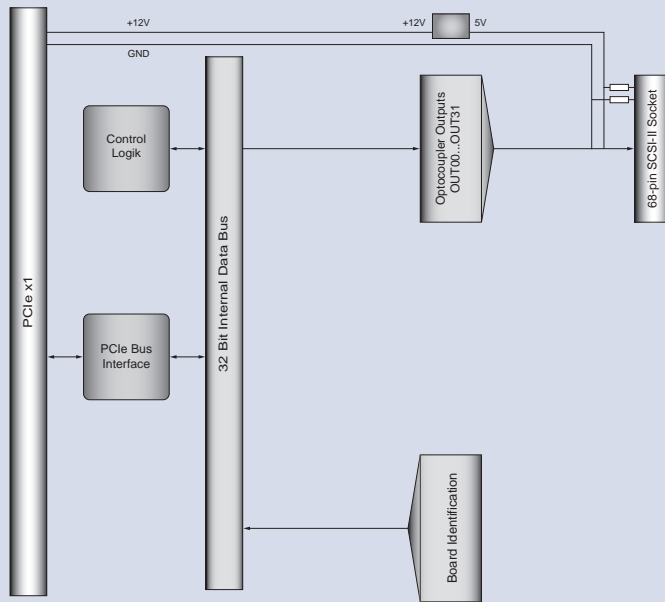
APPLICATIONS

On/off events

Process control

Control of external power relays

BLOCK DIAGRAM



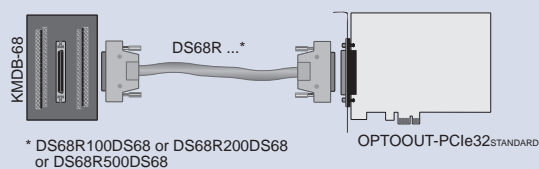
PIN ASSIGNMENT

Collector and emitter of each output channel is connected to a 68-pin SCSI-II socket CN1 for every channel individually. CN1 is mounted to the board's edge bracket

SCSI-II socket CN1

GND	68	34	Vcc
GND	67	33	OUT31+
OUT31-	66	32	OUT30+
OUT30-	65	31	OUT29+
OUT29-	64	30	OUT28+
OUT28-	63	29	OUT27+
OUT27-	62	28	OUT26+
OUT26-	61	27	OUT25+
OUT25-	60	26	OUT24+
OUT24-	59	25	OUT23+
OUT23-	58	24	OUT22+
OUT22-	57	23	OUT21+
OUT21-	56	22	OUT20+
OUT20-	55	21	OUT19+
OUT19-	54	20	OUT18+
OUT18-	53	19	OUT17+
OUT17-	52	18	OUT16+
OUT16-	51	17	OUT15+
OUT15-	50	16	OUT14+
OUT14-	49	15	OUT13+
OUT13-	48	14	OUT12+
OUT12-	47	13	OUT11+
OUT11-	46	12	OUT10+
OUT10-	45	11	OUT09+
OUT09-	44	10	OUT08+
OUT08-	43	9	OUT07+
OUT07-	42	8	OUT06+
OUT06-	41	7	OUT05+
OUT05-	40	6	OUT04+
OUT04-	39	5	OUT03+
OUT03-	38	4	OUT02+
OUT02-	37	3	OUT01+
OUT01-	36	2	OUT00+
OUT00-	35	1	OUT00+

CONNECTION TECHNIQUE (APPLICATION EXAMPLES)



PROGRAMMING

Windows®:

Driver and program examples for VB.NET, C++.NET, C#.NET

Linux®:

Driver and program examples for C and C++ (see manual)

on enclosed CD or download at:
www.messcomp.com, Section Support - Software

SCOPE OF DELIVERY

Interface Card OPTOOUT-PCIe32STANDARD
German Manual (English on request)
Drivers and program examples

ORDER INFORMATION

OPTOOUT-PCIe32STANDARD
EDP No A-846600
Output Card

SUITABLE ACCESSORIES

PDB68F33DS68 EDP No A-498600

Flat ribbon cable (approx. 33 cm) to relocate signals from CN2 to a 68-pin SCSI-II socket with slot bracket



DS68R500DS68 EDP No A-492800

Special twisted and shielded connection cable (approx. 5 m) to connect KMDB-68 or any other KM modules to a 68-pin SCSI-II socket



DS68R200DS68 EDP No A-492400

Special twisted and shielded connection cable (approx. 2 m) to connect KMDB-68 or any other KM modules to a 68-pin SCSI-II socket



DS68R100DS68 EDP No A-492200

Special twisted and shielded connection cable (approx. 1 m) to connect KMDB-68 or any other KM modules to a 68-pin SCSI-II socket



KMDB-68 EDP No A-494800

Terminal module with a 68-pin screw terminal block to connect to a 68-pin SCSI-II socket



DSS68HLK EDP No A-555340

68-pin SCSI-II socket with hood for customized solder connection of round cables. The casing is made of die-cast zinc and provides an 180° output with strain relief for the cable routings.



For more detailed information about the here listed and other accessories we refer to the corresponding data sheets

Product and company names mentioned may be trademarks of their respective owners